

CC-HCUTB
March 2009

Replaces CC-HCUTB, March 2007

CLIMATE
CONTROL

www.coldyoucancounton.com

3-22 HP

CONDENSING UNITS

Technical Guide



Discus® & Scroll® Models



TABLE OF CONTENTS

Nomenclature..... 2

Standard Features 3

Options 4-5

Condenser Capacity

R-22 Discus® Compressors - High Temperature..... 6

R-22 Scroll® Compressors - Low Temperature..... 6

R-22 Discus® Compressors - Low Temperature..... 7

R-404A/R-507 Discus® Compressors - Medium Temperature 8

R-404A/R-507 Discus® Compressors - Low Temperature 9

R-404A/R-507 Scroll® Compressors - Medium Temperature..... 10

R-404A/R-507 Scroll® Compressors - Low Temperature 10

Electrical Specifications

R-22 Discus® Compressors - High Temperature..... 11

R-22 Scroll® Compressors - Low Temperature..... 12

R-22 Discus® Compressors - Low Temperature..... 12

R-404A/R-507 Discus® Compressors - Medium Temperature 13

R-404A/R-507 Discus® Compressors - Low Temperature 13

R-404A/R-507 Scroll® Compressors - Medium Temperature..... 14

R-404A/R-507 Scroll® Compressors - Low Temperature 14

Physical Specifications

R-22 Discus® Compressors - High Temperature..... 15

R-22 Scroll® Compressors - Low Temperature..... 15

R-22 Discus® Compressors - Low Temperature..... 15

R-404A/R-507 Discus® Compressors - Medium Temperature 15

R-404A/R-507 Discus® Compressors - Low Temperature 16

R-404A/R-507 Scroll® Compressors - Medium Temperature..... 16

R-404A/R-507 Scroll® Compressors - Low Temperature 16

Dimensional Diagrams..... 17

Nomenclature							
C Model	D Compressor	T Application	0500 Equiv. HP		L Temperature	6 Refrigerant	C Voltage
C = Climate Control	D = Discus® Z = Scroll®	T = Outdoor N = Indoor S = Beacon II™	0300 = 3HP 0400 = 4HP 0500 = 5HP 0501 = 5HP 0600 = 6HP 0601 = 6HP 0650 = 6.5HP 0700 = 7HP 0750 = 7.5HP	0751 = 7.5HP 0800 = 8HP 0860 = 8.5HP 0900 = 9HP 1000 = 10HP 1200 = 12HP 1300 = 13HP 1401 = 14HP 1500 = 15HP 2200 = 22HP	H = High Temp. M = Med. Temp. L = Low Temp.	2 = R-22 6 = R-404A, R-507	C = 208-230/3/60 (200-220/3/50)* D = 460/3/60 (380-420/3/50)* *Limited by compressor model

STANDARD FEATURES

- Floating Tube™ coil design
- Suction and discharge vibration eliminators with Discus® compressors
- Spring mounting with Discus® compressors
- Fixed high and adjustable low pressure switches
- Sentronic oil failure switch with Discus® compressors
- Discharge line check valve with medium and low temperature Scroll® compressors
- Discharge line thermostat with medium temperature Scroll® compressors
- Liquid injection solenoid valve and capillary tube with low temperature Scroll® compressors
- Manual pump-down switch
- Refrigeration-duty, rifled copper condenser tubing
- Crankcase heater and head pressure valve on all outdoor units
- Sight glass and permanent liquid line filter

Better Performance

- Enhanced grill design gives 25% to 40% increase in free-air area
- Electrical box relocated out of air stream
- Vertical receiver needs less refrigerant for liquid seal

Faster Access

- Base valve and high & low pressure taps on outside of unit
- Removable grill for access to all serviceable parts
- Improved access to fan motors & components
- Lighter, one-piece top
- Easy-to-view sight glass location

Easier Service

- Better access to components for easier repair
- Compact design allows for better jobsite placement & installation
- Dual isolation valves on receiver

Greater Reliability

- Floating Tube™ coil design eliminates tube-sheet leaks
- Pre-bent tubing reduces mechanical joints
- State-of-the-art factory leak-detection ensures highest quality

OPTIONS



E Solutions branded products and options are designed to exceed current energy and environmental standards. It is our commitment in environmental innovation to dedicate ourselves by delivering energy efficient eco-conscious choices. Products included in the **E Solutions** portfolio reduce costs, improve bottom lines, and enhance equipment performance and service life.

The Beacon II™ Refrigeration System with Smart Defrost and the factory-installed Smart Defrost Kit™ are **E Solutions** options that will optimize your savings and increase energy efficiency.

Smart Defrost Kit™

The Smart Defrost Kit (SDK), available as a factory-installed option or as an aftermarket retrofit kit via InerLink Commercial Refrigeration Parts, is a control module that can reduce the number of defrosts by up to 40% on a typical commercial refrigeration system. This reduces energy consumption and costs.



Beacon II™ Refrigeration System

Beacon II™ is the next generation of Climate Control's patented, preassembled, factory installed refrigeration system featuring an integrated microcomputer-based electronic control board. The Beacon II™ systems come completely factory installed, wired and tested saving you time and money.

Beacon II™ offers:

- Complete factory installation, wiring and testing which saves time and money
- Simple field electrical connections and 24 volt wiring between condensing and evaporator units
- Preset factory superheat allowing the system to run more efficiently and reducing future adjustments
- Monitors and controls box temperature, evaporator superheat, condenser fan cycling on two fan units, system status and defrost from outside the box
- Monitor and make system changes remotely via modem and exclusive Beacon II™ Smart II software
- Data logging capabilities with Smart Controller

Beacon II™ Smart Controller

Beacon II™ Smart Controller is an optional system monitoring and programming control device. It allows for adjustments to be made at the push of a button from a conveniently mounted location. The Beacon II™ Smart Controller also allows you to monitor and make changes to the refrigeration system via modem connection from anywhere in the world. The Beacon II™ has been updated to allow the user to make even more precise adjustments than the original Beacon's Smart Controller. One Smart Controller can program and control up to four separate condensing units with up to four evaporators on each system. That's more control in your hands!





Beacon II™ Smart II Software

Beacon II™ Smart II Software makes it easy to adjust and monitor one or more refrigeration systems as well as capture minute by minute system conditions. This Windows-based software allows you to connect to the Beacon II™ Smart Controller from anywhere in the world to monitor the systems, make adjustments and log minute by minute system conditions. This data logging capability is critical in the food service industry.

Beacon II™ Smart Defrost

The Beacon II™ Smart Defrost, available only on the Beacon II™ Smart Controller, enables the Beacon II™ system to sense frost accumulation and initiates defrost only when it is necessary. To begin, preset defrost times using the Beacon II™ Smart Controller. At each scheduled defrost time, Smart Defrost checks system performance to see if a defrost is necessary. If not, it simply does not defrost, waiting until the next scheduled defrost time.



Scroll® Compressors

Climate Control condensing units are available with Copeland's Scroll® compressor. Copeland's Scroll® compressors are hermetically sealed so no service is required. The Scroll's® ability to handle liquid refrigerant makes it extremely reliable and, in low temperature applications, liquid injection is provided to lower discharge temperatures under adverse conditions. Also, nuisance oil safety trips are eliminated because the Scroll® doesn't require an oil pressure sensing device.

Electrical Options	Mechanical Options
<ul style="list-style-type: none"> • Smart Defrost Kit™ (SDK) • Crankcase heater on indoor units • Mounted fused disconnect • Fan cycling • Low ambient kit (Heated & insulated receiver with low pressure cut-out time delay) • Defrost timer for air defrost • Defrost timer & contactor for electric defrost includes evaporator fan subfusing (Only the large 2 fan units have evaporator fan sub-fusing included as standard in the Electric Defrost kit) • Beacon II™ kits (see Beacon II™ section for details) • Electric Defrost Fusing (includes evaporator fan fusing on 1 fan and 2 fan units) • Dual-pressure control* • Adjustable high pressure control with manual reset* • Phase-loss monitor* • Compressor fusing* • Circuit breaker circuit protection for compressor, condenser fan and control circuit* 	<ul style="list-style-type: none"> • Head pressure valve on indoor units • Mounted liquid line solenoid valve • Replaceable core liquid line filter/drier • Permanent suction line filter • Replaceable core suction line filter • Suction accumulator • Oil separator • Polyester condenser fin coating • Copper finned coil • Oversized receiver • Slanted louver for snowbelt regions (not available with indoor unit) • 12" extended legs for snowbelt regions • Hail guards • NEMA contactors* • Compressor unloading (one step)*

* Available on large two-fan cabinet only

CONDENSER CAPACITY

R-22 Discus® Compressors - High Temperature Applications

Unit Model Number	Compressor Model	Suction Temp.		90°F Amb.	95°F Amb.	100°F Amb.	110°F Amb.
		°F	psig				
CD*0500H2	2DC3R53KE	40	69	58,950	57,000	55,050	51,130
		30	55	49,590	47,830	46,050	42,510
		25	50	45,060	43,380	41,690	38,320
		20	43	40,670	39,060	37,460	34,240
		10	33	32,430	30,960	29,500	26,560
CD*0501H2	2DD3R63KE	40	69	66,260	64,090	61,910	57,540
		30	55	56,150	54,200	52,250	48,330
		25	50	51,220	49,380	47,530	43,820
		20	43	46,420	44,680	42,930	39,430
		10	33	37,360	35,800	34,230	31,100
CD*0750H2	2DL3R78KE	40	69	81,780	79,200	76,600	71,400
		30	55	69,770	67,480	65,190	60,590
		25	50	64,000	61,860	59,710	55,420
		20	43	58,450	56,450	54,460	50,460
		10	33	48,200	46,500	44,800	41,400
CD*0751H2	2DA3R89KE	40	69	96,300	93,130	89,960	83,620
		30	55	81,470	78,700	75,920	70,380
		25	50	74,510	71,930	69,350	64,200
		20	43	67,940	65,540	63,150	58,380
		10	33	56,140	54,120	52,100	48,060
CD*0800H2	3DA3R10ME	40	69	116,560	113,110	109,650	102,720
		30	55	99,580	96,520	93,460	87,330
		25	50	91,330	88,450	85,570	79,800
		20	43	83,330	80,610	77,890	72,460
		10	33	68,320	65,890	63,450	58,590
CD*1000H2	3DB3R12ME	40	69	135,700	131,720	127,680	119,590
		30	55	116,150	112,540	108,940	101,740
		25	50	106,650	103,250	99,850	93,060
		20	43	97,430	94,230	91,030	84,640
		10	33	80,110	77,290	74,450	68,800
CD*1200H2	3DF3R15ME	40	69	152,900	148,190	143,480	NA
		30	55	130,010	125,900	121,790	113,580
		25	50	119,030	115,210	111,390	103,750
		20	43	108,500	104,950	101,400	94,320
		10	33	89,220	86,170	83,140	77,080
CD*1500H2	3DS3R17ME	40	69	180,630	174,980	169,340	158,050
		30	55	152,650	147,820	142,990	133,350
		25	50	139,230	134,780	130,340	121,460
		20	43	126,360	122,270	118,190	110,040
		10	33	102,810	99,390	95,960	89,120

R-22 Scroll® Compressors - Low Temperature Applications

Unit Model Number	Compressor Model	Suction Temp.		90°F Amb.	95°F Amb.	100°F Amb.	110°F Amb.
		°F	psig				
CZ*0750L2	ZF24K4E	-30	5	19,920	19,350	18,780	17,630
		-25	8	22,450	21,820	21,200	19,960
		-20	10	25,220	24,540	23,860	22,500
		-10	17	31,430	30,610	29,790	28,150
		0	24	38,320	37,330	36,350	34,380
CZ*1000L2	ZF33K4E	-30	5	28,270	27,640	27,030	25,790
		-25	8	31,700	30,960	30,220	28,740
		-20	10	35,470	34,620	33,780	32,090
		-10	17	43,950	42,940	41,940	39,920
		0	24	53,630	52,500	51,380	49,130
CZ*1300L2	ZF40K4E	-30	5	34,450	33,540	32,630	30,810
		-25	8	38,910	37,900	36,890	34,880
		-20	10	43,840	42,720	41,590	39,360
		-10	17	54,910	53,530	52,160	49,400
		0	24	67,310	65,640	63,970	60,620
CZ*1500L2	ZF48K4E	-30	5	39,320	38,290	37,260	35,210
		-25	8	44,380	43,230	42,090	39,820
		-20	10	49,940	48,680	47,400	44,880
		-10	17	62,410	60,860	59,300	56,190
		0	24	76,290	74,400	72,520	68,740

*= T for Outdoors, N for Indoors, S for Beacon II™ Consult factory on all models for applications above 110°F ambient.

CONDENSER CAPACITY

R-22 Discus® Compressors - Low Temperature Applications

Unit Model Number	Compressor Model	Suction Temp.		90°F Amb.	95°F Amb.	100°F Amb.	110°F Amb.
		°F	psig				
CD*0300L2	2DF3F16KE	-40	0.6	8,890	8,030	7,160	5,420
		-30	5.0	12,330	11,420	10,510	8,710
		-20	10.0	17,270	16,240	15,220	13,170
		-10	17.0	23,370	22,160	20,950	18,530
		0	24.0	30,290	28,840	27,390	24,490
CD*0400L2	2DL3F20KE	-40	0.6	10,400	9,490	8,570	6,730
		-30	5.0	14,820	13,760	12,690	10,560
		-20	10.0	20,500	19,290	18,090	15,680
		-10	17.0	27,220	25,870	24,530	21,840
		0	24.0	34,790	33,310	31,830	28,870
CD*0600L2	2DB3F25KE	-40	0.6	13,080	12,250	11,120	9,070
		-30	5.0	18,330	17,120	15,920	13,510
		-20	10.0	24,910	23,540	22,170	19,440
		-10	17.0	32,700	31,180	29,660	26,630
		0	24.0	41,490	39,830	38,180	34,860
CD*0601L2	3DA3F28KE	-40	0.6	15,020	13,570	12,260	9,630
		-30	5.0	20,430	19,090	17,750	15,040
		-20	10.0	27,740	26,290	24,840	21,930
		-10	17.0	36,390	34,760	33,140	29,890
		0	24.0	45,920	44,070	42,230	38,530
CD*0750L2	3DB3F33KE	-40	0.6	18,800	17,490	15,640	12,290
		-30	5.0	25,680	23,960	22,230	18,770
		-20	10.0	34,180	32,340	30,500	26,820
		-10	17.0	44,060	42,060	40,050	36,040
		0	24.0	54,910	52,700	50,480	46,050
CD*0900L2	3DF3F40KE	-40	0.6	22,450	21,020	19,090	15,560
		-30	5.0	31,600	29,540	27,490	23,360
		-20	10.0	42,730	40,440	38,160	33,580
		-10	17.0	55,750	53,290	50,830	45,910
		0	24.0	70,480	67,890	65,300	60,130
CD*1000L2	3DS3F46KE	-40	0.6	25,450	22,500	20,640	16,910
		-30	5.0	33,960	31,830	29,690	25,420
		-20	10.0	45,880	43,500	41,140	36,420
		-10	17.0	59,800	57,230	54,660	49,510
		0	24.0	75,470	72,700	69,940	64,430
CD*1200L2	4DA3F47KE	-40	0.6	24,040	21,780	19,510	14,900
		-30	5.0	35,070	32,800	30,530	26,070
		-20	10.0	48,710	46,800	44,590	40,160
		-10	17.0	65,760	63,600	61,440	57,160
		0	24.0	84,950	82,860	80,780	76,660
CD*1500L2	4DL3F63KE	-40	0.6	34,500	31,460	28,450	22,410
		-30	5.0	47,760	44,520	41,270	34,760
		-20	10.0	64,300	60,820	57,340	50,390
		-10	17.0	83,500	79,760	76,020	68,570
		0	24.0	104,910	100,880	96,860	88,840
CD*2200L2	4DT3F76KE	-40	0.6	40,940	37,530	34,470	28,350
		-30	5.0	55,290	52,030	48,770	42,230
		-20	10.0	74,190	70,610	67,050	59,930
		-10	17.0	96,420	92,430	88,450	80,520
		0	24.0	121,160	116,660	112,170	103,220

*= T for Outdoors, N for Indoors, S for Beacon II™

Consult factory on all models for applications above 110°F ambient.

CONDENSER CAPACITY

R-404A/R-507 Discus® Compressors - Medium Temperature Applications

Unit Model Number	Compressor Model	Suction Temp.			90°F Amb.	95°F Amb.	100°F Amb.	110°F Amb.
		°F	404A psig	507 psig				
CD*0500M6	2DC3R53KE	40	86	90	56,550	53,940	51,100	45,880
		30	70	73	49,130	46,880	44,590	40,200
		20	56	59	41,390	39,280	37,400	33,670
		15	49	52	33,780	32,220	30,500	27,400
		0	33	35	26,610	25,330	24,070	21,520
		-10	24	26	20,610	19,560	18,790	16,540
CD*0501M6	2DD3R63KE	40	86	90	64,500	61,590	58,670	52,820
		30	70	73	56,160	53,590	51,090	46,390
		20	56	59	47,920	45,530	43,640	39,160
		10	44	46	39,480	37,700	35,950	32,270
		0	33	35	31,490	30,080	28,670	25,980
		-10	24	26	24,820	23,810	22,710	20,540
CD*0750M6	2DL3R78KE	40	86	90	78,520	74,990	71,410	64,430
		30	70	73	68,490	65,510	62,540	57,070
		20	56	59	58,930	56,000	53,530	48,910
		10	44	46	48,810	46,750	44,690	40,220
		0	33	35	39,060	37,380	35,700	32,500
		-10	24	26	30,850	29,570	28,180	25,330
CD*0751M6	2DA3R89KE	40	86	90	95,540	90,870	86,130	77,750
		30	70	73	83,510	79,960	76,400	69,330
		20	56	59	71,440	68,060	65,470	59,180
		10	44	46	59,380	56,890	54,140	49,200
		0	33	35	47,760	45,670	43,490	39,600
		-10	24	26	37,700	36,060	34,200	30,540
CD*0800M6	3DA3R10ME	40	86	90	111,970	107,150	102,420	92,590
		30	70	73	98,210	94,270	90,330	82,550
		20	56	59	83,450	80,170	77,330	70,980
		10	44	46	69,400	66,800	63,930	58,770
		0	33	35	55,730	53,610	51,480	47,440
		-10	24	26	44,150	42,460	40,620	36,900
CD*1000M6	3DB3R12ME	40	86	90	128,860	123,170	117,590	107,340
		30	70	73	114,710	109,930	105,200	94,900
		20	56	59	97,920	93,930	90,730	82,760
		10	44	46	82,310	79,060	75,350	68,920
		0	33	35	62,280	63,630	60,950	55,900
		-10	24	26	52,260	50,180	47,890	43,240
CD*1200M6	3DF3R15ME	40	86	90	150,790	144,290	137,400	122,430
		30	70	73	133,280	127,640	123,360	111,780
		20	56	59	116,610	111,940	107,260	97,720
		10	44	46	98,100	94,270	89,720	82,840
		0	33	35	79,540	76,300	73,200	67,700
		-10	24	26	63,260	61,160	58,540	53,680
CD*1500M6	3DS3R17ME	40	86	90	176,330	168,560	160,860	146,980
		30	70	73	156,910	150,350	143,860	129,870
		20	56	59	134,090	128,610	124,130	113,470
		10	44	46	112,610	108,240	103,290	94,610
		0	33	35	90,910	87,380	83,840	77,220
		-10	24	26	72,080	69,470	66,530	60,500

*= T for Outdoors, N for Indoors, S for Beacon II™

Consult factory on all models for applications above 110°F ambient.

CONDENSER CAPACITY

R-404A/R-507 Discus® Compressors - Low Temperature Applications

Unit Model Number	Compressor Model	Suction Temp.			90°F Amb.	95°F Amb.	100°F Amb.	110°F Amb.
		°F	404A psig	507 psig				
CD*0300L6	2DF3F16KE	-40	5	6	11,470	10,490	9,520	7,580
		-30	10	11	15,530	14,500	13,470	11,440
		-20	16	18	20,750	19,560	18,380	16,040
		-10	24	26	26,750	25,320	23,560	21,060
		0	33	35	33,130	31,390	29,220	26,200
CD*0400L6	2DL3F20KE	-40	5	6	13,820	12,750	11,690	9,590
		-30	10	11	18,590	17,400	16,220	13,890
		-20	16	18	24,500	23,140	21,790	19,100
		-10	24	26	31,200	29,620	28,040	24,900
		0	33	35	38,320	36,470	34,630	30,970
CD*0600L6	2DB3F25KE	-40	5	6	16,730	15,490	14,260	11,800
		-30	10	11	22,440	21,070	19,700	16,990
		-20	16	18	29,340	27,770	26,210	23,110
		-10	24	26	36,970	35,160	33,360	29,780
		0	33	35	44,920	42,830	40,730	36,590
CD*0601L6	3DA3F28KE	-40	5	6	19,140	17,830	16,530	13,960
		-30	10	11	25,110	23,710	22,330	19,610
		-20	16	18	32,530	30,940	29,370	26,250
		-10	24	26	40,810	38,920	37,050	33,350
		0	33	35	49,300	47,060	44,820	40,390
CD*0750L6	3DB3F33KE	-40	5	6	22,550	21,030	19,520	16,540
		-30	10	11	29,550	27,960	26,380	23,260
		-20	16	18	38,230	36,410	34,600	31,040
		-10	24	26	47,800	45,630	43,470	39,210
		0	33	35	57,490	54,880	52,280	47,130
CD*0900L6	3DF3F40KE	-40	5	6	28,660	26,850	25,050	21,490
		-30	10	11	37,670	35,680	33,700	29,810
		-20	16	18	49,030	46,730	44,440	39,920
		-10	24	26	62,020	59,280	56,570	51,180
		0	33	35	75,860	72,600	69,350	62,910
CD*1000L6	3DS3F46KE	-40	5	6	31,990	29,910	27,840	23,740
		-30	10	11	42,040	39,780	37,540	33,100
		-20	16	18	54,240	51,680	49,130	44,090
		-10	24	26	67,850	64,870	61,900	56,030
		0	33	35	82,110	78,620	75,150	68,260
CD*1200L6	4DA3F47KE	-40	5	6	33,380	30,700	28,040	24,030
		-30	10	11	44,600	41,970	39,360	34,190
		-20	16	18	58,560	55,650	52,770	47,050
		-10	24	26	74,350	70,880	67,420	60,580
		0	33	35	90,990	86,720	82,470	74,030
CD*1500L6	4DL3F63KE	-40	5	6	44,520	41,710	38,930	33,400
		-30	10	11	58,730	55,530	52,350	46,070
		-20	16	18	75,470	71,720	67,990	60,620
		-10	24	26	93,820	89,380	84,970	76,230
		0	33	35	112,860	107,630	102,420	92,110
CD*2200L6	4DT3F76KE	-40	5	6	51,450	47,660	43,880	36,370
		-30	10	11	68,690	64,540	60,410	52,230
		-20	16	18	88,210	83,410	78,650	69,210
		-10	24	26	108,680	103,010	97,380	86,230
		0	33	35	128,840	122,150	115,500	102,320

*= T for Outdoors, N for Indoors, S for Beacon II™

Consult factory on all models for applications above 110°F ambient.

CONDENSER CAPACITY

R-404A/R-507 Scroll® Compressors - Medium Temperature Applications

Unit Model Number	Compressor Model	Suction Temp.			90°F Amb.	95°F Amb.	100°F Amb.	110°F Amb.
		°F	404A psig	507 psig				
CZ*0650M6	ZB50KCE	40	86	90	73,560	70,350	67,150	61,380
		30	70	73	65,680	62,810	60,060	54,320
		25	63	66	60,810	58,130	55,940	50,660
		20	66	63	56,780	54,250	51,810	47,350
		10	44	46	47,320	45,470	43,280	38,940
CZ*0700M6	ZB58KCE	40	86	90	89,490	85,490	81,120	72,150
		30	70	73	78,520	74,920	71,190	63,775
		25	66	63	72,930	69,460	66,020	59,100
		20	44	46	67,220	63,990	60,830	54,390
		10	33	35	55,640	52,860	50,350	44,670
CZ*0750M6	ZB66KCE	40	86	90	101,820	97,640	93,460	84,560
		30	70	73	89,790	86,190	82,610	75,430
		25	66	63	83,570	80,250	76,960	70,410
		20	44	46	77,340	74,290	71,250	65,180
		10	33	35	65,010	62,450	59,880	55,210
CZ*0860M6	ZB76KCE	40	86	90	112,460	107,350	102,270	92,100
		30	70	73	100,510	96,150	91,950	83,330
		25	66	63	94,050	90,090	86,040	78,100
		20	44	46	87,480	83,760	80,050	73,030
		10	33	35	73,830	71,100	68,040	62,360
CZ*1000M6	ZS92K4E	40	86	90	135,560	129,960	124,400	114,420
		30	70	73	121,480	116,720	110,910	101,940
		25	66	63	113,480	108,200	104,720	95,780
		20	44	46	104,610	100,490	97,380	89,190
		10	33	35	89,330	85,340	82,700	75,650
CZ*1401M6	ZS11M4E	40	86	90	163,950	157,320	150,780	137,740
		30	70	73	144,760	138,240	132,610	122,370
		25	66	63	134,110	128,920	123,660	114,500
		20	44	46	124,310	119,450	115,580	106,270
		10	33	35	105,470	102,300	97,690	89,670

*= T for Outdoors, N for Indoors, S for Beacon II™

Consult factory on all models for applications above 110°F ambient.

R-404A/R-507 Scroll® Compressors - Low Temperature Applications

Unit Model Number	Compressor Model	Suction Temp.			90°F Amb.	95°F Amb.	100°F Amb.	110°F Amb.
		°F	404A psig	507 psig				
CZ*0750L6	ZF24K4E	-40	5	6	17,230	16,540	15,850	14,490
		-30	10	11	21,860	21,060	20,260	18,690
		-20	16	18	27,510	26,540	25,580	23,660
		-10	24	26	33,850	32,650	31,460	29,090
		0	33	35	40,520	39,060	37,590	34,680
CZ*1000L6	ZF33K4E	-40	5	6	23,070	22,050	21,040	19,020
		-30	10	11	30,240	28,940	27,650	25,080
		-20	16	18	38,430	36,890	35,350	32,290
		-10	24	26	47,390	45,630	43,860	40,350
		0	33	35	56,860	54,890	52,920	49,010
CZ*1300L6	ZF40K4E	-40	5	6	30,610	29,410	28,220	26,590
		-30	10	11	38,720	37,330	35,940	33,180
		-20	16	18	48,700	47,010	45,320	41,950
		-10	24	26	59,990	57,900	55,810	51,640
		0	33	35	72,010	69,440	66,890	61,740
CZ*1500L6	ZF48K4E	-40	5	6	34,860	33,510	32,160	29,470
		-30	10	11	44,020	42,440	40,870	37,750
		-20	16	18	55,200	53,282	51,370	47,560
		-10	24	26	67,710	65,370	62,980	58,270
		0	33	35	80,840	77,970	75,050	69,270

*= T for Outdoors, N for Indoors, S for Beacon II™

Consult factory on all models for applications above 110°F ambient.

ELECTRICAL SPECIFICATIONS

High Temperature, Discus® R-22 Family CDN, CDT, CDS

Unit Model	Voltage Supply†	Compressor		Condenser Fan Motor			Beacon II™ or Air Defrost		Low Amps*				High Amps*			
									Electric Defrost		Def. Htr.‡	Evap. Fan	Electric Defrost		Def. Htr.‡	Evap. Fan
									MCA	MOPD	Amps	Amps	MCA	MOPD	Amps	Amps
60 Hz	RLA	LRA	Qty	HP	FLA	MCA	MOPD	MCA	MOPD	Amps	Amps	MCA	MOPD	Amps	Amps	
CD*0500H2/M6C	208-230/3/60	20.0	120	1	1/3	2.7	27.7	45	-	-	-	-	50.0	60	40 (1)	15.0
CD*0500H2/M6D	460/3/60	9.4	60	1	1/3	1.9	15.0	20	-	-	-	-	25.0	30	20 (1)	8.0
CD*0501H2/M6C	208-230/3/60	20.0	120	1	1/3	2.7	27.7	45	-	-	-	-	50.0	60	40 (1)	15.0
CD*0501H2/M6D	460/3/60	9.4	60	1	1/3	1.9	15.0	20	-	-	-	-	25.0	30	20 (1)	8.0
CD*0750H2/M6C	208-230/3/60	28.3	169	1	1/3	2.7	38.1	60	-	-	-	-	60.0	80	48 (1)	20.0
CD*0750H2/M6D	460/3/60	12.4	85	1	1/3	1.9	20.0	25	-	-	-	-	31.3	35	25 (1)	10.0
CD*0751H2/M6C	208-230/3/60	28.7	169	2	1/3	5.4	41.3	70	-	-	-	-	61.3	90	48 (1)	20.0
CD*0751H2/M6D	460/3/60	12.6	85	2	1/3	3.8	20.0	30	-	-	-	-	31.3	40	25 (1)	10.0
CD*0800H2/M6C	208-230/3/60	36.8	215	2	1/3	5.4	51.4	80	-	-	-	-	87.5	100	70 (2)	20.0
CD*0800H2/M6D	460/3/60	17.9	106	2	1/3	3.8	26.2	40	-	-	-	-	43.8	50	35 (1)	13.0
CD*1000H2/M6C	208-230/3/60	39.1	215	2	1/3	5.4	54.3	90	-	-	-	-	87.5	110	70 (2)	20.0
CD*1000H2/M6D	460/3/60	17.9	106	2	1/3	3.8	26.2	40	-	-	-	-	43.8	50	35 (1)	13.0
CD*1200H2/M6C	208-230/3/60	43.2	275	2	1/3	5.4	59.4	100	-	-	-	-	87.5	110	70 (2)	20.0
CD*1200H2/M6D	460/3/60	21.2	138	2	1/3	3.8	30.2	50	-	-	-	-	43.8	60	35 (1)	13.0
CD*1500H2/M6C	208-230/3/60	53.5	275	2	3/4	8.8	75.7	125	90.7	125	70 (2)	15.0	100.0	125	80 (2)	20.0
CD*1500H2/M6D	460/3/60	26.0	138	2	3/4	4.4	36.9	60	51.9	70	40 (1)	15.0	75.0	80	60 (2)	15.0

†Consult factory for 50Hz applications.

‡Number of defrost heater contactors in parentheses.

*Two fan large units have ability for a reduced amp electric defrost kit (low amps).
Confirm proper defrost kit prior to ordering or installing.

ELECTRICAL SPECIFICATIONS

Low Temperature, Scroll® R-22 Family CZN, CZT, CZS

Unit Model	Voltage Supply†	Compressor		Condenser Fan Motor			Beacon II™ or Air Defrost		Electric Defrost		Def. Htr.‡	Evap. Fan
	60 Hz	RLA	LRA	Qty	HP	FLA	MCA	MOPD	MCA	MOPD	Amps	Amps
CZ*0750L2C	208-230/3	26.9	189.0	1	1/3	2.7	36.4	60	60.0	80	60 (2)	20
CZ*0750L2D	460/3	14.1	94.0	1	1/3	1.9	19.5	30	30.0	40	30 (1)	10
CZ*1000L2C	208-230/3	39.1	278.0	1	1/3	2.7	51.6	90	71.6	100	60 (2)	20
CZ*1000L2D	460/3	18.9	127.0	1	1/3	1.9	25.5	40	35.5	50	30 (1)	10
CZ*1300L2C	208-230/3	47.4	350.0	2	1/3	5.4	64.7	90	90.7	100	70 (2)	26
CZ*1300L2D	460/3	23.7	175.0	2	1/3	3.8	33.4	50	46.4	70	35 (1)	13
CZ*1500L2C	208-230/3	49.4	425.0	2	1/3	5.4	67.1	90	93.1	100	70 (2)	26
CZ*1500L2D	460/3	21.8	187.0	2	1/3	3.8	31.0	50	44.0	60	35 (1)	13

Low Temperature, Discus® R-22 Family CDN, CDT, CDS

Unit Model	Voltage Supply†	Compressor		Condenser Fan Motor			Beacon II™ or Air Defrost		Low Amps*				High Amps*			
									Electric Defrost		Def. Htr.‡	Evap. Fan	Electric Defrost		Def. Htr.‡	Evap. Fan
									MCA	MOPD	Amps	Amps	MCA	MOPD	Amps	Amps
CD*0300L2C	208-230/3	14.4	102	1	1/3	2.7	20.6	35	-	-	-	-	50.0	50	40 (1)	15
CD*0300L2D	460/3	7.1	52	1	1/3	1.9	15.0	25	-	-	-	-	25.0	25	20 (1)	8
CD*0400L2C	208-230/3	23.6	161	1	1/3	2.7	32.2	50	-	-	-	-	60.0	70	48 (1)	15
CD*0400L2D	460/3	9.2	60	1	1/3	1.9	15.0	25	-	-	-	-	31.3	35	25 (1)	8
CD*0600L2C	208-230/3	25.3	161	1	1/3	2.7	34.4	50	-	-	-	-	75.0	80	60 (2)	20
CD*0600L2D	460/3	11.9	80	1	1/3	1.9	20.0	25	-	-	-	-	37.5	40	30 (1)	10
CD*0601L2C	208-230/3	24.0	150	1	1/3	2.7	32.7	50	-	-	-	-	75.0	80	60 (2)	20
CD*0601L2D	460/3	10.8	77	1	1/3	1.9	20.0	25	-	-	-	-	37.5	40	30 (1)	10
CD*0750L2C	208-230/3	27.6	161	1	1/3	2.7	37.2	60	-	-	-	-	75.0	80	60 (2)	20
CD*0750L2D	460/3	14.1	83	1	1/3	1.9	20.0	30	-	-	-	-	37.5	40	30 (1)	10
CD*0900L2C	208-230/3	33.2	215	2	1/3	5.4	46.9	80	-	-	-	-	87.5	100	70 (2)	20
CD*0900L2D	460/3	15.0	106	2	1/3	3.8	22.6	35	-	-	-	-	43.8	50	35 (1)	13
CD*1000L2C	208-230/3	37.2	215	2	1/3	5.4	51.9	80	-	-	-	-	87.5	100	70 (2)	20
CD*1000L2D	460/3	16.7	106	2	1/3	3.8	24.6	40	-	-	-	-	43.8	50	35 (1)	13
CD*1200L2C	208-230/3	40.9	220	2	3/4	8.8	59.9	100	74.9	110	40 (1)	15.0	87.5	110	70 (2)	20
CD*1200L2D	460/3	20.4	110	2	3/4	4.4	30.0	50	45.0	60	25 (1)	15.0	50.0	60	40 (1)	15
CD*1500L2C	208-230/3	47.2	278	2	3/4	8.8	67.8	110	82.8	125	48 (1)	15.0	92.8	125	70 (2)	25
CD*1500L2D	460/3	23.6	136	2	3/4	4.4	33.9	50	48.9	70	25 (1)	15.0	50.0	70	40 (1)	15
CD*2200L2C	208-230/3	57.7	374	2	3/4	8.8	80.9	125	95.9	150	48 (1)	15.0	105.9	150	70 (2)	25
CD*2200L2D	460/3	28.8	187	2	3/4	4.4	40.5	60	55.5	80	25 (1)	15.0	60.0	80	48 (1)	15

†Consult factory for 50Hz applications.

‡Number of defrost heater contactors in parentheses.

*Two fan large units have ability for a reduced amp electric defrost kit (low amps).

Confirm proper defrost kit prior to ordering or installing.

ELECTRICAL SPECIFICATIONS

Medium Temperature, Discus® R-404A/R-507 Family CDN, CDT, CDS

Unit Model	Voltage Supply†	Compressor		Condenser Fan Motor			Beacon II™ or Air Defrost		Low Amps*				High Amps*			
									Electric Defrost		Def. Htr.‡	Evap. Fan	Electric Defrost		Def. Htr.‡	Evap. Fan
									MCA	MOPD	Amps	Amps	MCA	MOPD	Amps	Amps
60 Hz	RLA	LRA	Qty	HP	FLA	MCA	MOPD	MCA	MOPD	Amps	Amps	MCA	MOPD	Amps	Amps	
CD*0500M6C	208-230/3	20.0	120.0	1	1/3	2.7	27.7	45	-	-	-	-	42.7	60	40 (1)	15
CD*0500M6D	460/3	9.4	60.0	1	1/3	1.9	13.6	20	-	-	-	-	21.6	30	20 (1)	8
CD*0501M6C	208-230/3	20.0	120.0	1	1/3	2.7	27.7	45	-	-	-	-	42.7	60	40 (1)	15
CD*0501M6D	460/3	9.4	60.0	1	1/3	1.9	13.7	20	-	-	-	-	21.7	30	20 (1)	8
CD*0750M6C	208-230/3	28.3	169.0	1	1/3	2.7	38.1	60	-	-	-	-	58.1	80	48 (1)	20
CD*0750M6D	460/3	12.4	85.0	1	1/3	1.9	17.4	25	-	-	-	-	27.4	35	25 (1)	10
CD*0751M6C	208-230/3	28.7	169.0	2	1/3	5.4	41.3	70	-	-	-	-	61.3	90	48 (1)	20
CD*0751M6D	460/3	12.6	85.0	2	1/3	3.8	19.6	30	-	-	-	-	29.6	40	25 (1)	10
CD*0800M6C	208-230/3	36.8	215.0	2	1/3	5.4	51.4	80	-	-	-	-	77.4	100	70 (2)	26
CD*0800M6D	460/3	17.9	106.0	2	1/3	3.8	26.2	40	-	-	-	-	39.2	50	35 (1)	13
CD*1000M6C	208-230/3	39.1	215.0	2	1/3	5.4	54.3	90	-	-	-	-	80.3	100	70 (2)	26
CD*1000M6D	460/3	17.9	106.0	2	1/3	3.8	26.2	40	-	-	-	-	39.2	50	35 (1)	13
CD*1200M6C	208-230/3	43.2	275.0	2	1/3	5.4	59.4	90	-	-	-	-	85.4	100	70 (2)	26
CD*1200M6D	460/3	21.2	138.0	2	1/3	3.8	30.2	50	-	-	-	-	43.2	60	35 (1)	13
CD*1500M6C	208-230/3	53.5	275.0	2	3/4	8.8	75.7	125	90.7	125	70 (2)	15	100.0	125	80 (2)	20
CD*1500M6D	460/3	26.0	138.0	2	3/4	4.4	36.9	60	51.9	70	40 (1)	15	60.0	70	60 (2)	15

Low Temperature, Discus® R-404/R-507 Family CDN, CDT, CDS

Unit Model	Voltage Supply†	Compressor		Condenser Fan Motor			Beacon II™ or Air Defrost		Low Amps*				High Amps*			
									Electric Defrost		Def. Htr.‡	Evap. Fan	Electric Defrost		Def. Htr.‡	Evap. Fan
									MCA	MOPD	Amps	Amps	MCA	MOPD	Amps	Amps
60 Hz	RLA	LRA	Qty	HP	FLA	MCA	MOPD	MCA	MOPD	Amps	Amps	MCA	MOPD	Amps	Amps	
CD*0300L6C	208-230/3	14.4	102.0	1	1/3	2.7	20.6	35	-	-	-	-	40.0	50	40 (1)	15
CD*0300L6D	460/3	7.1	52.0	1	1/3	1.9	10.8	25	-	-	-	-	20.0	25	20 (1)	8
CD*0400L6C	208-230/3	23.6	161.0	1	1/3	2.7	32.2	50	-	-	-	-	48.0	70	48 (1)	15
CD*0400L6D	460/3	9.2	60.0	1	1/3	1.9	13.4	25	-	-	-	-	25.0	30	25 (1)	8
CD*0600L6C	208-230/3	25.3	161.0	1	1/3	2.7	34.4	50	-	-	-	-	60.0	70	60 (2)	20
CD*0600L6D	460/3	11.9	80.0	1	1/3	1.9	16.8	25	-	-	-	-	30.0	35	30 (1)	10
CD*0601L6C	208-230/3	24.0	150.0	1	1/3	2.7	32.7	50	-	-	-	-	60.0	70	60 (2)	20
CD*0601L6D	460/3	10.8	77.0	1	1/3	1.9	15.4	25	-	-	-	-	30.0	35	30 (1)	10
CD*0750L6C	208-230/3	27.6	161.0	1	1/3	2.7	37.2	60	-	-	-	-	60.0	80	60 (2)	20
CD*0750L6D	460/3	14.1	83.0	1	1/3	1.9	19.5	30	-	-	-	-	30.0	40	30 (1)	10
CD*0900L6C	208-230/3	33.2	215.0	2	1/3	5.4	46.9	80	-	-	-	-	72.9	100	70 (2)	26
CD*0900L6D	460/3	15.0	106.0	2	1/3	3.8	22.6	35	-	-	-	-	35.6	50	35 (1)	13
CD*1000L6C	208-230/3	37.2	215.0	2	1/3	5.4	51.9	80	-	-	-	-	77.9	100	70 (2)	26
CD*1000L6D	460/3	16.7	106.0	2	1/3	3.8	24.6	40	-	-	-	-	37.6	50	35 (1)	13
CD*1200L6C	208-230/3	40.9	220.0	2	3/4	8.8	59.9	100	74.9	110	40 (1)	15	87.5	110	70 (2)	20
CD*1200L6D	460/3	20.4	110.0	2	3/4	4.4	30.0	50	45.0	60	25 (1)	15	50.0	60	40 (1)	15
CD*1500L6C	208-230/3	47.2	278.0	2	3/4	8.8	67.8	110	82.8	125	48 (1)	15	92.8	125	70 (2)	25
CD*1500L6D	460/3	23.6	136.0	2	3/4	4.4	33.9	50	48.9	70	25 (1)	15	50.0	70	40 (1)	15
CD*2200L6C	208-230/3	57.7	374.0	2	3/4	8.8	80.9	125	95.9	150	48 (1)	15	105.9	150	70 (2)	25
CD*2200L6D	460/3	28.8	187.0	2	3/4	4.4	40.5	60	55.5	80	25 (1)	15	60.0	80	48 (1)	15

†Consult factory for 50Hz applications.

‡Number of defrost heater contactors in parentheses.

*Two fan large units have ability for a reduced amp electric defrost kit (low amps).

Confirm proper defrost kit prior to ordering or installing.

ELECTRICAL SPECIFICATIONS

Medium Temperature, Scroll® R-404A Family CZN, CZT, CZS

Unit Model	Voltage Supply†	Compressor		Condenser Fan Motor			Beacon II™ or Air Defrost		Low Amps*				High Amps*			
									Electric Defrost		Def. Htr.‡	Evap. Fan	Electric Defrost		Def. Htr.‡	Evap. Fan
									MCA	MOPD			Amps	Amps		
60 Hz	RLA	LRA	Qty	HP	FLA	MCA	MOPD	MCA	MOPD	Amps	Amps	MCA	MOPD	Amps	Amps	
CZ*0650M6C	208-230/3	25.6	196	1	1/3	2.7	34.8	60	-	-	-	-	49.8	70	40 (1)	15.0
CZ*0650M6D	460/3	13.5	100	1	1/3	1.9	18.7	30	-	-	-	-	26.7	40	20 (1)	8.0
CZ*0700M6C	208-230/3	27.6	195	2	1/3	5.4	39.9	60	-	-	-	-	59.9	80	48 (1)	20.0
CZ*0700M6D	460/3	14.7	95	2	1/3	3.8	22.2	35	-	-	-	-	32.2	45	25 (1)	10.0
CZ*0750M6C	208-230/3	26.9	225	2	1/3	5.4	39.1	60	-	-	-	-	59.1	80	48 (1)	20.0
CZ*0750M6D	460/3	15.7	114	2	1/3	3.8	23.4	35	-	-	-	-	33.4	45	25 (1)	10.0
CZ*0860M6C	208-230/3	37.2	239	2	1/3	5.4	51.9	80	-	-	-	-	77.9	100	70 (2)	26.0
CZ*0860M6D	460/3	15.7	125	2	1/3	3.8	23.4	35	-	-	-	-	36.4	50	35 (1)	13.0
CZ*1000M6C	208-230/3	47.4	350	2	1/3	5.4	64.7	90	-	-	-	-	90.7	100	70 (2)	26.0
CZ*1000M6D	460/3	22.4	158	2	1/3	3.8	31.8	50	-	-	-	-	44.8	60	35 (1)	13.0
CZ*1401M6C	208-230/3	53.8	425	2	3/4	8.8	76.1	125	91.1	125	70 (2)	15	100.0	125	80 (2)	20.0
CZ*1401M6D	460/3	25.3	187	2	3/4	4.4	36.0	60	51.0	70	40 (1)	15	75.0	80	60 (2)	15.0

Low Temperature, Scroll® R-404A/R-507 Family CZN, CZT, CZS

Unit Model	Voltage Supply†	Compressor		Condenser Fan Motor			Beacon II™ or Air Defrost		Electric Defrost		Def. Htr.‡	Evap. Fan
		RLA	LRA	Qty	HP	FLA	MCA	MOPD	MCA	MOPD		
60 Hz	RLA	LRA	Qty	HP	FLA	MCA	MOPD	MCA	MOPD	Amps	Amps	
CZ*0750L6C	208-230/3	26.9	189.0	1	1/3	2.7	36.4	60	60.0	80	60 (2)	20
CZ*0750L6D	460/3	14.1	94.0	1	1/3	1.9	19.5	30	30.0	40	30 (1)	10
CZ*1000L6C	208-230/3	39.1	278.0	1	1/3	2.7	51.6	90	71.6	100	60 (2)	20
CZ*1000L6D	460/3	18.9	127.0	1	1/3	1.9	25.5	40	35.5	50	30 (1)	10
CZ*1300L6C	208-230/3	47.4	350.0	2	1/3	5.4	64.7	90	90.7	100	70 (2)	26
CZ*1300L6D	460/3	23.7	175.0	2	1/3	3.8	33.4	50	46.4	70	35 (1)	13
CZ*1500L6C	208-230/3	49.4	425.0	2	1/3	5.4	67.1	90	93.1	100	70 (2)	26
CZ*1500L6D	460/3	21.8	187.0	2	1/3	3.8	31.0	50	44.0	60	35 (1)	13

†Consult factory for 50Hz applications.

‡Number of defrost heater contactors in parentheses.

*Two fan large units have ability for a reduced amp electric defrost kit (low amps).

Confirm proper defrost kit prior to ordering or installing.

PHYSICAL SPECIFICATIONS

High Temperature, Discus® R-22 Family CDN, CDT, CDS

Unit Model	Compressor Model	HP	Refrigerant Line Connections (OD)		Rec. Capacity @90% full (lbs)		Dimensions (inches)			Sound Data	Net Wt.
			Liquid	Suction	Std	Opt	Length	Width	Height	(dba) [†]	(lbs.)
CD*0500H2	2DC3R53KE	5.0	1/2	1-1/8	33	60	36-3/4	51-3/4	39-1/4	78	751
CD*0501H2	2DD3R63KE	5.0	1/2	1-1/8	33	60	36-3/4	51-3/4	39-1/4	78	751
CD*0750H2	2DL3R78KE	7.5	1/2	1-1/8	33	60	36-3/4	51-3/4	39-1/4	78	761
CD*0751H2	2DA3R89KE	7.5	5/8	1-3/8	78	90	36-3/4	63-3/4	39-1/4	82	985
CD*0800H2	3DA3R10ME	8.0	5/8	1-3/8	78	90	36-3/4	63-3/4	39-1/4	82	1,020
CD*1000H2	3DB3R12ME	10.0	5/8	1-3/8	78	90	36-3/4	63-3/4	39-1/4	82	1,045
CD*1200H2	3DF3R15ME	12.0	5/8	1-3/8	78	90	36-3/4	63-3/4	39-1/4	82	1,065
CD*1500H2	3DS3R17ME	15.0	7/8	1-5/8	96	113	41-3/4	75-1/8	48-3/4	81	1,182

Low Temperature, Scroll® R-22 Family CZN, CZT, CZS

Unit Model	Compressor Model	HP	Refrigerant Line Connections (OD)		Rec. Capacity @90% full (lbs)		Dimensions (inches)			Sound Data	Net Wt.
			Liquid	Suction	Std	Opt	Length	Width	Height	(dba) [†]	(lbs.)
CZ*0750L2	ZF24K4E	7.5	1/2	1-1/8	33	60	36-3/4	51-3/4	39-1/4	82	671
CZ*1000L2	ZF33K4E	10.0	1/2	1-1/8	33	60	36-3/4	51-3/4	39-1/4	82	671
CZ*1300L2	ZF40K4E	13.0	5/8	1-3/8	78	90	36-3/4	63-3/4	39-1/4	84	910
CZ*1500L2	ZF48K4E	15.0	5/8	1-3/8	78	90	36-3/4	63-3/4	39-1/4	83	891

Low Temperature, Discus® R-22 Family CDN, CDT, CDS

Unit Model	Compressor Model	HP	Refrigerant Line Connections (OD)		Rec. Capacity @90% full (lbs)		Dimensions (inches)			Sound Data	Net Wt.
			Liquid	Suction	Std	Opt	Length	Width	Height	(dba) [†]	(lbs.)
CD*0300L2	2DF3F16KE	3.0	1/2	1-1/8	33	60	36-3/4	51-3/4	39-1/4	78	737
CD*0400L2	2DL3F20KE	4.0	1/2	1-1/8	33	60	36-3/4	51-3/4	39-1/4	78	741
CD*0600L2	2DB3F25KE	6.0	1/2	1-1/8	33	60	36-3/4	51-3/4	39-1/4	78	751
CD*0601L2	3DA3F28KE	6.0	1/2	1-1/8	33	60	36-3/4	51-3/4	39-1/4	81	781
CD*0750L2	3DB3F33KE	7.5	1/2	1-1/8	33	60	36-3/4	51-3/4	39-1/4	81	805
CD*0900L2	3DF3F40KE	9.0	5/8	1-3/8	78	90	36-3/4	63-3/4	39-1/4	82	1,030
CD*1000L2	3DS3F46KE	10.0	5/8	1-3/8	78	90	36-3/4	63-3/4	39-1/4	82	1,035
CD*1200L2	4DA3F47KE	12.0	7/8	1-5/8	78	100	41-3/4	75-1/8	48-3/4	82	1,199
CD*1500L2	4DL3F63KE	15.0	7/8	1-5/8	78	100	41-3/4	75-1/8	48-3/4	82	1,234
CD*2200L2	4DT3F76KE	22.0	7/8	1-5/8	96	113	41-3/4	75-1/8	48-3/4	82	1,224

Medium Temperature, Discus® R-404A/R-507 Family CDN, CDT, CDS

Unit Model	Compressor Model	HP	Refrigerant Line Connections (OD)		Rec. Capacity @90% full (lbs)		Dimensions (inches)			Sound Data	Net Wt.
			Liquid	Suction	Std	Opt	Length	Width	Height	(dba) [†]	(lbs.)
CD*0500M6	2DC3R53KE	5.0	1/2	1-1/8	28	52	36-3/4	51-3/4	39-1/4	78	751
CD*0501M6	2DD3R63KE	5.0	1/2	1-1/8	28	52	36-3/4	51-3/4	39-1/4	78	751
CD*0750M6	2DL3R78KE	7.5	1/2	1-1/8	28	52	36-3/4	51-3/4	39-1/4	78	761
CD*0751M6	2DA3R89KE	7.5	5/8	1-3/8	67	78	36-3/4	63-3/4	39-1/4	82	985
CD*0800M6	3DA3R10ME	8.0	5/8	1-3/8	67	78	36-3/4	63-3/4	39-1/4	82	1,020
CD*1000M6	3DB3R12ME	10.0	5/8	1-3/8	67	78	36-3/4	63-3/4	39-1/4	82	1,045
CD*1200M6	3DF3R15ME	12.0	5/8	1-3/8	67	78	36-3/4	63-3/4	39-1/4	82	1,065
CD*1500M6	3DS3R17ME	15.0	7/8	1-5/8	87	98	41-3/4	75-1/8	48-3/4	81	1,182

[†] FOR ALL SOUND DATA: Estimate sound pressure values are 5 feet from the unit. For estimating sound pressure from unit at different distances, deduct the following from the unit values: 10 feet deducts 6 dba, 20 feet deducts 12 dba, 40 feet deducts 18 dba. This data is typical of "free field" conditions for horizontal air cooled condensing units at the outlet of the discharge air. The actual sound measurements may vary depending on the condensing unit installation. Factors such as reflecting walls, background noise, and mounting conditions may have a significant influence on this data.

PHYSICAL SPECIFICATIONS

Low Temperature, Discus® R-404A/R-507 Family CDN, CDT, CDS

Unit Model	Compressor Model	HP	Refrigerant Line Connections (OD)		Rec. Capacity @90% full (lbs)		Dimensions (inches)			Sound Data (dba)†	Net Wt. (lbs.)
			Liquid	Suction	Std	Opt	Length	Width	Height		
CD*0300L6	2DF3F16KE	3.0	1/2	1-1/8	28	52	36-3/4	51-3/4	39-1/4	78	737
CD*0400L6	2DL3F20KE	4.0	1/2	1-1/8	28	52	36-3/4	51-3/4	39-1/4	78	741
CD*0600L6	2DB3F25KE	6.0	1/2	1-1/8	28	52	36-3/4	51-3/4	39-1/4	78	751
CD*0601L6	3DA3F28KE	60	1/2	1-1/8	28	52	36-3/4	51-3/4	39-1/4	81	781
CD*0750L6	3DB3F33KE	7.5	1/2	1-1/8	28	52	36-3/4	51-3/4	39-1/4	81	805
CD*0900L6	3DF3F40KE	9.0	5/8	1-3/8	67	78	36-3/4	63-3/4	39-1/4	82	1,030
CD*1000L6	3DS3F46KE	10.0	5/8	1-3/8	67	78	36-3/4	63-3/4	39-1/4	82	1,035
CD*1200L6	4DA3F47KE	12.0	7/8	1-5/8	67	87	41-3/4	75-1/8	48-3/4	82	1,199
CD*1500L6	4DL3F63KE	15.0	7/8	1-5/8	67	87	41-3/4	75-1/8	48-3/4	82	1,234
CD*2200L6	4DT3F76KE	22.0	7/8	1-5/8	87	98	41-3/4	75-1/8	48-3/4	82	1,224

Medium Temperature, Scroll® R-404A/R-507 Family CZN, CZT, CZS

Unit Model	Compressor Model	HP	Refrigerant Line Connections (OD)		Rec. Capacity @90% full (lbs)		Dimensions (inches)			Sound Data (dba)†	Net Wt. (lbs.)
			Liquid	Suction	Std	Opt	Length	Width	Height		
CZ*0650M6	ZB50KCE	6.5	1/2	1-1/8	28	52	36-3/4	51-3/4	39-1/4	78	574
CZ*0700M6	ZB58KCE	7.0	5/8	1-3/8	67	78	36-3/4	63-3/4	39-1/4	80	800
CZ*0750M6	ZB66KCE	7.5	5/8	1-3/8	67	78	36-3/4	63-3/4	39-1/4	80	813
CZ*0860M6	ZB76KCE	8.5	5/8	1-3/8	67	78	36-3/4	63-3/4	39-1/4	80	818
CZ*1000M6	ZS92K4E	10.0	5/8	1-3/8	67	78	36-3/4	63-3/4	39-1/4	82	908
CZ*1401M6	ZS11M4E	14.0	7/8	1-5/8	67	78	41-3/4	75-1/8	48-3/4	82	1,235

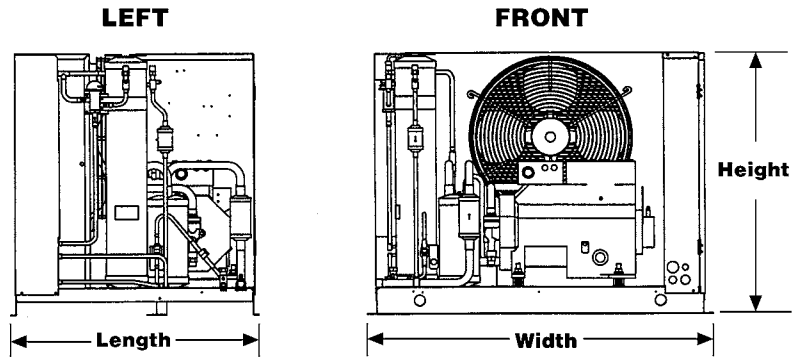
Low Temperature, Scroll® R-404A/R-507 Family CZN, CZT, CZS

Unit Model	Compressor Model	HP	Refrigerant Line Connections (OD)		Rec. Capacity @90% full (lbs)		Dimensions (inches)			Sound Data (dba)†	Net Wt. (lbs.)
			Liquid	Suction	Std	Opt	Length	Width	Height		
CZ*0750L6	ZF24K4E	7.5	1/2	1-1/8	28	52	36-3/4	51-3/4	39-1/4	82	671
CZ*1000L6	ZF33K4E	10	1/2	1-1/8	28	52	36-3/4	51-3/4	39-1/4	82	671
CZ*1300L6	ZF40K4E	13	5/8	1-3/8	67	78	36-3/4	63-3/4	39-1/4	84	910
CZ*1500L6	ZF48K4E	15	5/8	1-3/8	67	78	36-3/4	63-3/4	39-1/4	83	891

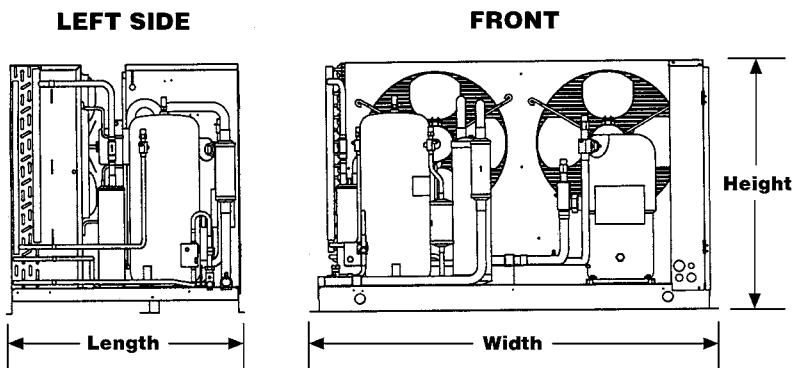
† FOR ALL SOUND DATA: Estimate sound pressure values are 5 feet from the unit. For estimating sound pressure from unit at different distances, deduct the following from the unit values: 10 feet deducts 6 dba, 20 feet deducts 12 dba, 40 feet deducts 18 dba. This data is typical of "free field" conditions for horizontal air cooled condensing units at the outlet of the discharge air. The actual sound measurements may vary depending on the condensing unit installation. Factors such as reflecting walls, background noise, and mounting conditions may have a significant influence on this data.

DIMENSIONAL DIAGRAMS

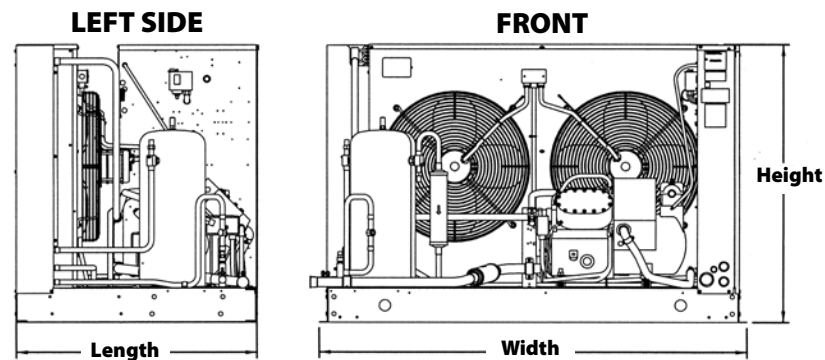
One Fan Condenser



Two Fan Condenser



Large Two Fan Condenser



NOTES



NOTES

For more information on Climate Control products,
contact your Climate Control Sales Representative or
visit us at www.coldyoucancounton.com



Cold You Can Count On

A Brand of Heatcraft Refrigeration Products, LLC
2175 West Park Place Blvd. • Stone Mountain, GA • 30087
(800) 321-1881

www.coldyoucancounton.com

Since product improvement is a continuing effort, we reserve the right to make changes in specifications without notice.

CC-HCUTB-0309 | version 000